

Year 11

GCSE Exams 2024

Assessment Manifest



3 REVISION STRATEGIES

Watch this video to see how to revise using these strategies

<https://www.youtube.com/watch?v=X5EEgVaGaPY>



Write, Flip, Self-Quiz, Repeat

One of the best ways to learn something is to repeatedly retrieve information. Flashcards help with the Write, Flip, Self-Quiz Repeat Technique.

Step 1: Write, Flip

- Look at a page from your revision guide.
- Pick a piece of information or a key word.
- Write the information on the back of the flashcard. This needs to be incredibly neat, big enough to read, and use ruled lines where necessary
- Flip the card over. Create a question to which the answer would be the given information. This also needs to be incredibly neat, big enough to read, and use ruled lines where necessary.

Step 2: Self-Quiz

- Look at your flashcards.
- Go through each question and test yourself.
- Write down any questions that you get wrong in your book, with the answer.

Step 3: Repeat

- Repeat Step 1 and 2. Repeat the questions that you got wrong more often.



Cornell Notes

A method to reduce information down into a summary.

Topic title:	
Summary: Key points/ dates/ ideas/ definitions	
3 questions: Based on the topic	
	Notes: Use a diagram/ video/ textbook page/revision guide




Past paper questions

Practise lots of questions to test your understanding and build your confidence so you feel really prepared.


Online platforms

Sparx (Maths), Impress (English)











Subject	English Language
Paper being tested	Paper 1
Length of paper	1h 45m
Structure of paper	Section A: reading; Section B: writing







Topics being tested	Revision resources
Reading Fiction	Videos 1-5 Language Paper 1 
Writing Fiction Adapting the question Planning Structure and format Audience	https://www.bbc.co.uk/bitesize/guides/zy47xsg/revision/1  BBC Writing Fiction QR code
Imagery Sentence forms Rhetorical devices	https://www.bbc.co.uk/bitesize/guides/zc7nycw/revision/1  BBC Using Language Effectively QR code

Subject	English Language
Paper being tested	Paper 2
Length	1 hour 45 minutes
Structure of paper	Section A Reading: 1 hour Section B Writing: 45 minutes



How can you revise?	What do you use?
Complete practice papers	Use the Language Paper 2: Section A booklet from your lessons which has several papers we have not completed in lessons.
Review and practise past papers	
Watch step by step guides to completing the Paper	Watch the videos linked below about how to answer each of the questions. You can use them while you answer the practice papers or you can make notes and memorise the exam tips they give you. There are some key phrases, methods and sentence starters to memorise also.

What are the key questions?
Question 1 – True/ False statements
Question 2 – Summarise similarities/ differences between something in the extracts.
Question 3 – Analyse Language
Question 4 – Compare the writers’ viewpoints and perspectives (Including language analysis)
Question 5 – Transactions writing (e.g. speech/ letter/ article etc)













Topics being tested	Revision links			
A General approach the Language paper 2	Revise the whole Paper in 2 minutes: 		6 Top Tips for the Language Paper: 	
Question 1: True/ false statements	Mr Bruff video on getting full marks for question 1 			
Question 2	How to pass question 2- tutor video: 			
Question 3- Language Analysis	How to pass question 3- tutor video: 			
Question 4- comparing the writer’s viewpoints and perspectives	How to pass question 3- tutor video: 			
Question 5- transactional writing	Writing a speech: 	Writing a Letter: 	Writing a leaflet: 	Writing an article: 










Question 5- resources including methods, sentence starters and key phrases to use.	Writing Mat: 		A List of rhetorical devices: 	
How to get more marks for Question 5?	Using semicolons: 	Grade 9 sentence variety: 	An example Grade 9 answer: 	An example funny response: 







Subject	English Literature
Paper being tested	Paper 1: Shakespeare and the 19th-century novel
Length	1 hour 45 minutes
Structure of paper	Section A:Shakespeare- Macbeth Section B:The 19th-century novel- A Christmas Carol

How can you revise?	What do you use?
Key quotation flash cards	Use the key quotation flash cards which you have practised with during your Period 0 English sessions. Use the 'little and often' approach to this (5-10 minutes every day). 
Write essay plans and essays for the Past Paper questions below. (We can print copies for you if you ask).	
Watch the videos linked below to revise key characters and themes.	Use the videos to create Cornell notes, mind maps or simply use them to help you write an essay plan or essay.

What are the key questions?
Section A:Shakespeare- Macbeth extract based question (30 marks & 4 marks SPaG)
Section B – Section B:The 19th-century novel- A Christmas Carol extract based question (30 marks)

Topics being tested: MACBETH			
Theme- Ambition.	Written summary (Globe): 	Key quotations (Sparknotes): 	Short video summary (Youtube) 
Theme & Character- Macbeth, Banquo and the Supernatural	Short summary- Banquo (Mr Bruff) 	Short summary- the supernatural (animated) youtube 	Full mark essay on Macbeth and the supernatural (Youtube) 
Theme & Character: Macbeth- Violence	Written summary- violence (Globe) 	Detailed profile summaries (document): 	Short animated summary- violence (Youtube) 
Theme & Character: Lady Macbeth- Change	Lady Macbeth Character Summary (SparkNotes): 	Lady Macbeth top 5 quotations (YouTube): 	Moving from grade 8 to grade 9 essay (YouTube): 

Topics being tested: A CHRISTMAS CAROL			
Theme & Character: Poverty- Chatchits	Written summary document poverty and social injustice: 	Short video summary Cratchits (Mr Bruff): 	Top grade essay sample- poverty and the Cratchits (Youtube) 
Theme & character: Scrooge - fears	A brief summary of Scrooge (Mr Bruff) 	Theme of fear (Youtube) 	Top grade essay- Scrooge's fears (Youtube) 
Characters: Ghost of Christmas Past; Ghost of Christmas	The three ghosts character summary (Mr Bruff) 	Ghost of Christmas Past Grade 9 analysis (Youtube) 	The Ghost of Christmas Present- top 5 quotations (Youtube) 

Present; Ghost of Christmas Yet to Come			
Character & theme: Family- Fred	All the themes- a short summary (Youtube): 	Theme of family- detailed summary document: 	Family- context quotations and analysis (Youtube): 


Subject	English Literature
Paper being tested	Paper 2: Modern Texts and Poetry
Length	2 hours 15 minutes
Structure of paper	Section A: An Inspector Calls (30 + 4 marks) Section B: Poetry Anthology (30 marks) Section C: Unseen Poetry (24 marks) Section D: Unseen poetry comparison (8 marks)

How can I revise English Literature?	How do I do this?
Re-read	Re-read the core texts. Bullet-point the key points of the plot or the poem.
Flip, Self-Quiz, Repeat	Use your quotation cue cards to learn the key quotations and analysis.
Practice Essays	Complete practice essay questions. Use the model answers to guide your response.



Themes & Characters: Sections A & B - Taught Texts			
Section A: An Inspector Calls		Section B: Power and Conflict Poetry	
Characters Mr Birling Mrs Birling Gerald Croft Sheila Birling Eric Birling Eva Smith Inspector Goole	Themes Power Responsibility Guilt Inequality Relationships Inequality Greed	Themes Power of humans Power of nature Power of conflict Reality of conflict Power of memory	 Anger Guilt Fear Pride
Because Section C and D are <u>unseen</u> , you must revise for these by completing practice questions			

Key Supporting Resources	Where can I find them?
Key Quotations	<ul style="list-style-type: none"> - Highlighted quotes in your copies of the text - Your cue cards
Essay Writing Guides	<ul style="list-style-type: none"> - Your reading booklets

What are the key questions?
Section A – Response to Modern Drama (30 marks +4 SPaG)
Section B – Response to Anthology Poetry (30 marks)
Section C – Response to Unseen Poetry (24 marks)
Section D – Unseen Poetry Comparison (8 marks)

Exemplar Questions
<p>Section A</p> <ul style="list-style-type: none"> • How does Priestley use Eva Smith to share messages about inequality in society in An Inspector Calls? • How does Priestley offer ideas about different types of power in An Inspector Calls? • How does Priestley present the older generation in An Inspector Calls? • How does Priestley explore the power of guilt in An Inspector Calls?
<p>Section B</p> <ul style="list-style-type: none"> • How do poets explore the reality of conflict in Charge of the Light Brigade and one other poem? • How do poets explore the power of nature in Storm on the Island and one other poem? • How do poets explore the power of memory in Kamikaze and one other poem? • How do poets explore the power of memory in Checkin Out Me History and one other poem?
<p>Section C</p> <ul style="list-style-type: none"> • See the linked booklet. Speak to Mr Matheson in F21 if you would like a printed copy. • Or access it below 

Subject	Maths - Higher
Paper	Paper 1
Length	1 hour 30 minutes
Structure of paper	The paper is 80 marks and non-calculator.



How can you revise?	What do you use?
Sparx	You can use Sparx to revise for your exam, you select the independent learning button and then type the codes or the topic you want to revise.
Past Papers	<p>You can complete past Higher papers from the website linked below:</p> 
Maths Genie	<p>Maths Genie is a website that has a bank of past-paper questions by topic.</p> <p>You should focus on the Grade 4 - Grade 9 topics.</p> <p>You can select the topic and then practise the exam questions, there are also videos and handwritten solutions to all of the question packs. Access it here:</p> 

What are the key questions?	
Number Algebra Ratio, proportion and rates of change	Geometry and measures Probability Statistics

What are the types of questions that can be asked?
<p>The GCSE maths non-calculator paper contains a mix of question styles, from short, single-mark questions to multi-step problems. The mathematical demand increases as you progress through the paper. When answering single mark questions, it's always worth double-checking your answer before moving on.</p>

Subject	Maths - Higher
Paper	Paper 2 and Paper 3
Length	1 hour 30 minutes each
Structure of paper	Each paper is 80 marks and you may use a calculator for both.



How can you revise?	What do you use?
Sparx	You can use Sparx to revise for your exam, you select the independent learning button and then type the codes or the topic you want to revise.

Past Papers	<p>You can complete past Higher papers from the website linked below:</p> 
Maths Genie	<p>Maths Genie is a website that has a bank of past-paper questions by topic. You should focus on the Grade 4 - Grade 9 topics. You can select the topic and then practise the exam questions, there are also videos and handwritten solutions to all of the question packs. Access it here:</p> 

What are the key questions?	
Number Algebra Ratio, proportion and rates of change	Geometry and measures Probability Statistics

What are the types of questions that can be asked?
<p>The GCSE maths calculator papers contain a mix of question styles, from short, single-mark questions to multi-step problems. The mathematical demand increases as you progress through the paper. When answering single mark questions, it's always worth double-checking your answer before moving on.</p>



Subject	Maths - Foundation
Paper	Paper 1
Length	1 hour 30 minutes
Structure of paper	The paper is 80 marks and non-calculator.

How can you revise?	What do you use?
Sparx	You can use Sparx to revise for your exam, you select the independent learning button and then type the codes or the topic you want to revise.
Past Papers	<p>You can complete past Foundation papers from the website linked below:</p> 
Maths Genie	<p>Maths Genie is a website that has a bank of past-paper questions by topic. You should focus on the Grade 1 - Grade 6 topics. You can select the topic and then practise the exam questions, there are also videos and handwritten solutions to all of the question packs. Access it here:</p> 

What are the key questions?	
Number Algebra Ratio, proportion and rates of change	Geometry and measures Probability Statistics

What are the types of questions that can be asked?
<p>The GCSE maths non-calculator paper contains a mix of question styles, from short, single-mark questions to multi-step problems. The mathematical demand increases as you progress through the paper. When answering single mark questions, it's always worth double-checking your answer before moving on.</p>





Subject	Maths - Foundation
Paper	Paper 2 and Paper 3
Length	1 hour 30 minutes each
Structure of paper	Each paper is 80 marks and you may use a calculator.

How can you revise?	What do you use?
Sparx	You can use Sparx to revise for your exam, you select the independent learning button and then type the codes or the topic you want to revise.
Past Papers	You can complete past Foundation papers from the website linked below: 
Maths Genie	Maths Genie is a website that has a bank of past-paper questions by topic. You should focus on the Grade 1 - Grade 6 topics. You can select the topic and then practise the exam questions, there are also videos and handwritten solutions to all of the question packs. Access it here: 

What are the key questions?	
Number Algebra Ratio, proportion and rates of change	Geometry and measures Probability Statistics

What are the types of questions that can be asked?
The GCSE maths calculator papers contain a mix of question styles, from short, single-mark questions to multi-step problems. The mathematical demand increases as you progress through the paper. When answering single mark questions, it's always worth double-checking your answer before moving on.

Subject	Combined Science Foundation
----------------	-----------------------------

BBC Bitesize Combined Science	YouTube- Free Science Lessons	YouTube- Primrose Kitten	Revision Resources- MME
			

How can you revise?	What do you use? The topics are the chapters from the revision guide. Use your revision guide and the links above to help you revise the right content for each exam.
----------------------------	---

Biology paper 1 (pages 11-56)- Friday 10th May 2024 (am)

- B1. Cell biology
- B2. Organisation
- B3. Infection and response
- B4. Bioenergetics

Chemistry paper 1 (pages 96-137)- Friday 17th May 2024 (am)

- C1. Atomic structure and the periodic table
- C2. Bonding, structure, and the properties of matter
- C3. Quantitative chemistry
- C4. Chemical changes
- C5. Energy changes

Physics paper 1 (pages 167-202)- Wednesday 22nd May 2024 (am)

- P1. Energy
- P2. Electricity
- P3. Particle model of matter
- P4. Atomic structure

Biology paper 2 (pages 57-95)- Friday 7th June 2024 (pm)

- B5. Homeostasis and response
- B6. Inheritance, variation and evolution
- B7. Ecology

Chemistry paper 2 (pages 138-166)- Tuesday 11th June 2024 (am)





- C6. The rate and extent of chemical change
- C7. Organic chemistry
- C8. Chemical analysis
- C9. Chemistry of the atmosphere
- C10. Using resources

Physics paper 2 (pages 203-231)- Friday 14th June 2024 (pm)

- P5. Forces
- P6. Waves
- P7. Magnetism and electromagnetism

There are also 2 useful sections on the practical methods and maths skills (pages 1-10 and 232-241)

Subject	Combined Science Higher
----------------	-------------------------

BBC Bitesize Combined Science	YouTube- Free Science Lessons	YouTube- Primrose Kitten	Revision Resources- MME
			

How can you revise?	What do you use? The topics are the chapters from the revision guide. Use your revision guide and the links above to help you revise the right content for each exam.
----------------------------	---

Biology paper 1 (pages 11-23)- Friday 10th May 2024 (am)

- B1. Cell biology
- B2. Organisation
- B3. Infection and response
- B4. Bioenergetics

Chemistry paper 1 (pages 96-141)- Friday 17th May 2024 (am)

- C1. Atomic structure and the periodic table
- C2. Bonding, structure, and the properties of matter
- C3. Quantitative chemistry
- C4. Chemical changes
- C5. Energy changes

Physics paper 1 (pages 167-200)- Wednesday 22nd May 2024 (am)

- P1. Energy
- P2. Electricity
- P3. Particle model of matter
- P4. Atomic structure

Biology paper 2 (pages 58-95)- Friday 7th June 2024 (pm)

- B5. Homeostasis and response
- B6. Inheritance, variation and evolution
- B7. Ecology

Chemistry paper 2 (pages 142-166)- Tuesday 11th June 2024 (am)





- C6. The rate and extent of chemical change
- C7. Organic chemistry
- C8. Chemical analysis
- C9. Chemistry of the atmosphere
- C10. Using resources

Physics paper 2 (pages 201-226)- Friday 14th June 2024 (pm)

- P5. Forces
- P6. Waves
- P7. Magnetism and electromagnetism

There are also 2 useful sections on the practical methods and maths skills (pages 1-10 and 232-241)

Subject	Triple Science
----------------	----------------

BBC Bitesize Combined Science	YouTube- Free Science Lessons	YouTube- Primrose Kitten	Revision Resources- MME
			

How can you revise?	What do you use? The topics are the chapters from the revision guide. Use your revision guide and the links above to help you revise the right content for each exam.
----------------------------	---

Biology paper 1 (pages 11-64)- Friday 10th May 2024 (am)

- B1. Cell biology
- B2. Organisation
- B3. Infection and response
- B4. Bioenergetics

Chemistry paper 1 (pages 12-66)- Friday 17th May 2024 (am)

- C1. Atomic structure and the periodic table
- C2. Bonding, structure, and the properties of matter
- C3. Quantitative chemistry
- C4. Chemical changes
- C5. Energy changes

Physics paper 1 (pages 11-50)- Wednesday 22nd May 2024 (am)

- P1. Energy
- P2. Electricity
- P3. Particle model of matter
- P4. Atomic structure

Biology paper 2 (pages 65-125)- Friday 7th June 2024 (pm)

- B5. Homeostasis and response
- B6. Inheritance, variation and evolution
- B7. Ecology

Chemistry paper 2 (pages 67-106)- Tuesday 11th June 2024 (am)

- C6. The rate and extent of chemical change
- C7. Organic chemistry
- C8. Chemical analysis
- C9. Chemistry of the atmosphere
- C10. Using resources

Physics paper 2 (pages 51-103)- Friday 14th June 2024 (pm)

- P5. Forces
- P6. Waves
- P7. Magnetism and electromagnetism

There are also 2 useful sections on the practical methods and maths skills

What are the key questions?

Can you explain diffusion and osmosis?
Can you explain why ionic compounds are formed?
Can you calculate Mr of a compound?
Can you describe how potential difference is calculated?
Can you explain how internal conditions are regulated?
Can you show how characteristics are inherited?
What conditions can change the rate of a reaction?
How is crude oil separated?
What is a resultant force?
What is terminal velocity?

What are the types of questions that can be asked?

Multi choice / Tick box
2-4 mark
Extended answers for 5-6 marks
Writing a required practical method

How can you revise?**What do you use?****Make flash cards of the content
Use the flashcards form lesson 6 /
homework sessions**


Manifest and CGP guide -
Also use the specification of that area pick one content area and make bullet point
coded notes or diagrams to get all the information on 1-2 sides
Refer to them little and often
Practise writing them out on note paper

**Past papers all available on AQA
Mark schemes**

AQA (2018-2022) Combined science Trilogy/
Or bio/chem/phys for triple science
Download (if possible print out) complete in the book and mark your work- use the
mark schemes also available

**Use the QR code links to watch the
youtube videos of the content**

Watch the videos with your CGP guide.
Pause and write a few bullet points about what you just heard
Listen back and check your understanding of the content

Subject	Computer Science	
Paper being tested	Paper 1 and Paper 2	
Length	1h30 each	
Structure of paper	Answer whole paper	

How can you revise Computer Science?	What do you use?
Flip, Self-Quiz, Repeat	Use your 3 sets of flashcards (Paper 1, Paper 2 and ERL) and learn them using Flip, Self-Quiz, Repeat. Repeat the questions you got wrong more often.
Cornell Notes	Create Cornell Notes using your Blaise Revision Guide/CGP Revision Guide (page references are below) Use the CGP Workbook to practise and test what you know.
Exam Question Practice	Complete your question practice booklets and check using the model answers. Self-quiz on those that you got wrong.

Topics being tested		Revision Guide Link
1.1 Systems architecture 1.1.1 Purpose of the CPU 1.1.1B The function of the 4 CPU components	1.1.1C The purpose of each register 1.1.2 Characteristics of CPU performance 1.1.3 Embedded systems	Paper 1 3
1.2 Memory and storage 1.2.1 The need for primary storage 1.2.1A ROM and RAM 1.2.1B Virtual Memory 1.2.2 The need for secondary storage 1.2.2A Common types of storage 1.2.2B Advantages and disadvantages of different storage devices	1.2.3 Units of data storage 1.2.3A Calculating file sizes 1.2.4 Binary, Denary, Hexadecimal 1.2.4A Binary addition 1.2.4B Overflow 1.2.4C Binary shifts 1.2.4D Character set 1.2.4E Images 1.2.4F Sound 1.2.5 Compression	4
1.3 – Computer networks, connections and protocols 1.3.1 Types of a Network 1.3.1A Factors affecting network performance 1.3.1B Client server and peer to peer network 1.3.1C Network Hardware 1.3.1D The internet 1.3.1E The cloud	1.3.1F Topologies 1.3.2 Wireless and wired connections 1.3.2A Encryption 1.3.2B Addresses 1.3.2C Standards 1.3.2D Protocols	8
1.4 – Network security 1.4.1 Network threats	1.4.2 Preventing network threats	13
1.5 – Systems software 1.5.1 Operating system	1.5.2 Utility software	14
1.6 – Ethical, legal, cultural and environmental impacts of digital technology 1.6.1 Impacts of digital technology		15


1.6.1A Software licence		
2.1 Algorithms 2.1.1 Computational thinking 2.1.2 Algorithms 2.1.2A Identify input, process, outputs for a problem 2.1.2B Structure diagram 2.1.1 Computational thinking 2.1.2C Flowcharts 2.1.2D Algorithms using Python 2.1.2D1 Variables 2.1.2D2 Inputs and outputs 2.1.2D3 Sequence 2.1.2D4 Selection - if, else 2.1.2D5 Iteration (count-controlled loops) 2.1.2D6 Iteration (condition-controlled loops) 2.1.2D7 String manipulation	2.1.2D8 File handling 2.1.2D9 Arrays 2.1.2D10 Subprogram (Function and Procedure) 2.1.2D11 Casting 2.1.2D12 Random number 2.1.2D13 Trace table 2.1.2D14 Refining algorithms 2.1.2E Structured Query Language (SQL) 2.1.2F Records 2.1.3A Searching algorithms 2.1.3B Sorting algorithms 2.1.3C Identifying code for sorting algorithms 2.1.3D Identifying code for searching algorithms	Paper 2 17
2.2.1 Programming Fundamentals 2.2.1A Programming constructs	2.2.2 Data types	28
2.3.1 Defensive design 2.3.1A Input validation 2.3.1B Maintainability	2.3.2 Testing 2.3.2A Identify syntax and logic errors 2.3.2B Selecting suitable test data	29
2.4.1 Boolean logic		31
2.5.1 Programming Languages 2.5.1A Translators 2.5.2 Tools in an Integrated Development Environment		32

What are the key questions?		
Paper 1 1. What happens at each stage of the FDE cycle? 2. What are the components in the CPU? 3. What affects CPU performance? 4. What is an embedded system? 5. Why is primary and secondary memory needed? 6. How do we convert between binary, denary and hexadecimal? 7. What affects the quality of images and sound? 8. What are the different types of network? 9. What are the topologies? 10. What is the purpose of a client server and peer to peer network? 11. What is the purpose of network hardware? 12. What are the protocols? 13. What are threats to the network and how can they be reduced? 14. What are the functions of an operating system? 15. What are different types of utility software? 16. What is the impact of technology on ethical, legal, cultural, environmental issues?	Paper 2 1. What are the principles of computational thinking? 2. How do you create a flowchart? 3. How do you carry out searching and sorting algorithms? 4. What are three types of programming construct? 5. What are the data types? 6. What is string manipulation? 7. What is SQL used for? 8. What is meant by defensive design? 9. What are the types of maintainability? 10. What is the purpose of testing? 11. How do we test? 12. How do you create a logic circuit? 13. What is the difference between high and low level languages? 14. What are the different types of translator? 15. What are the different types of IDE?	

What are the types of questions that can be asked?
Describe - Describe the features/characteristics/pattern/process. Explain - Describe + explain why (use this means/so/therefore). Apply to the example in the question. Discuss/evaluate - Give a balanced view, use for and against or different factors. Apply to the example in the question. Define - Give the meaning. Design/Write - Create pseudocode/Python/flowchart to solve a problem. Refine - Make changes to a program

Subject	Engineering
Paper	Examined assessment (EA)
Length	1 hour 30 minutes
Structure of paper	A mixture of multiple-choice, short-answer, and extended response questions. The written assessment will assess the learner's knowledge and understanding of all content areas and target assessment objectives AO1, AO2 and AO3.

How can you revise?	What do you use?
Flip, Self-Quiz, Repeat	Use the linked revision booklets (below) and create flashcards on the key content. Learn them using Flip, Self-Quiz, Repeat. Repeat the questions you got wrong more often.
Cornell Notes	Create Cornell Notes using the revision Guides provided below
Exam Question Practice	Complete your question practice booklets and check using the model answers

Topics being tested	
	<p>Click on the hyperlink below or use the QR code:</p> 
Unit 1 - Engineering disciplines	Revision book
Unit 2 - Applied science and mathematics in engineering	Revision book
Unit 3 - Reading engineering drawings	Revision book
Unit 4 - Properties, characteristics and selection of engineering materials	Revision book
Unit 5 - engineering tools, equipment and machines	Revision book
Unit 6 - hand drawn engineering drawings	Revision book
Unit 8 - production planning techniques	Revision book
Unit 9 - applied processing skills and techniques	Revision book

What are the key questions?
<ol style="list-style-type: none"> 1. State two types of personal protective equipment (PPE). 2. If a car increases in velocity from +5 m/s to +15 m/s in 3 seconds, what is its acceleration? 3. Analyse the importance of COSHH. 4. State the engineering discipline which is responsible for the development of prosthetic running blades. 5. Analyse the impact of developments in chemical engineering on the modern world. 6. Explain how software applications benefit the engineering industry. 7. Describe one type of workplace injury that must be reported to RIDDOR. 8. State two scales used in engineering to measure temperature.

What are the types of questions that can be asked?
<p>Describe - give a detailed account about it</p> <p>Explain - Describe and give reasons why</p> <p>State - give a specific name</p>

Subject	French
Paper	Listening
Length	35 minutes Foundation, 45 minutes Higher (including 5 minutes reading time at the start)
Structure of paper	Section A - Questions and Answers in English Section B - Questions and Answers in French

Paper	Speaking
Length	10-12 minutes preparation time 7-9 minutes Foundation 10-12 minutes Higher
Structure of paper	Role play - dialogue based on stimulus card given to work on during preparation time. Photo card - description of photo with 4 follow up questions given to work on during preparation time. General conversation - discussion of 2 themes - one chosen by the student.

Paper being tested	Reading
Length	Foundation 45 mins Higher 60 mins
Structure of paper	Section A: Questions and answers in English Section B: Questions and answers in French Translation of a short text from French into English

Paper	Writing
Length	1 hour Foundation 1 hour 15 minutes Higher
Structure of paper	Foundation - description of photo, 40 word writing, 90 word writing and translation. Higher - 90 word writing, 150 word writing and translation into French

How can you revise?	What do you use?
What? Learn key vocabulary When? 15 minutes every day How? <ul style="list-style-type: none"> ● RAG the vocabulary (red, amber, green) and focus on the red / amber words. ● Look, Say, Cover, Write, Check ● Write red/amber words on flashcards and ask someone at home to test you. ● Stick post-it notes with more challenging words around your house. 	<ul style="list-style-type: none"> ● <u>Vocabulary testing booklet</u> given to you in class ● <u>Theme 1 booklet</u> ● Knowledge Organisers ● Seneca Learning - work through the AQA Vocabulary module for Foundation or Higher tier
What? Practise listening and reading questions When? 30 minutes twice a week How? <ul style="list-style-type: none"> ● Practise dictation of vocabulary and writing it from your vocabulary booklet. Get your friend to read a word and see if you can write it accurately. ● Complete past papers or questions on topics that you are less confident with. ● Practise the listening on Seneca for topics you are less confident with. 	<ul style="list-style-type: none"> ● Use past papers on the AQA website <ul style="list-style-type: none"> ○ <u>Listening papers</u> ○ <u>Reading papers</u> ● CGP revision guides ● Work through Bitesize and Seneca (links below) focussing on the listening questions for topics you are less confident with. ● Complete the reading booklets shared by Miss Evans. <ul style="list-style-type: none"> ○ <u>Foundation Reading</u> ○ <u>Foundation - answers</u> ○ <u>Higher Reading</u>

	<ul style="list-style-type: none"> ○ <u>Higher - answers</u>
<p>What? Speaking practice</p> <p>When? 15 minutes every day up to the exam</p> <p>How? Translate the questions into English.</p> <ul style="list-style-type: none"> - Prepare vocabulary for each sub topic (1a, 1b, 1c, 1d etc) - Use your flashcards – write the question in one side and the vocabulary you will use in the answer on the other. - Ask someone at home / a friend to ask you different questions. - Highlight questions that you find more challenging and practise these. 	<ul style="list-style-type: none"> ● Your general conversation flashcards ● Your <u>question booklet</u>
<p>What? Tense and verb practice</p> <p>When? 20 minutes, 3 x per week</p> <p>How?</p> <ul style="list-style-type: none"> - Practice tenses that you are less confident with – write out the endings using Look, Say, Cover, Write, Check. - For foundation – you need to know at least 5 verbs in the past and future tenses. - For higher – you need to recognise all tenses and be able to use them in the writing. 	<ul style="list-style-type: none"> ● Seneca learning – the verb sections ● www.conjuguemos.com
<p>What? Writing practice</p> <p>When? 1 hour, twice a week</p> <p>How?</p> <ul style="list-style-type: none"> ● Complete an essay from the writing practice questions linked to the right. ● Prepare vocabulary lists for each subtopic so you are prepared for any question that appears. 	<ul style="list-style-type: none"> ● Foundation writing support sheet ● Foundation Practice Questions ● Higher Practice Questions

Topics being tested	Link or page number reference to:
	<ul style="list-style-type: none"> ● Revision material ● Website ● Knowledge organiser
<p>Theme 1</p> <p>Me, my family and friends</p> <p>Technology in everyday life</p> <p>Free-time activities</p> <p>Customs and festivals</p>	<ul style="list-style-type: none"> ● Seneca learning - AQA vocabulary Theme 1 ● BBC Bitesize <ul style="list-style-type: none"> ○ Vocabulary - describing family and friends ○ Vocabulary - Relationships ○ Vocabulary - internet and technology ○ Vocabulary - entertainment ○ Vocabulary - festivals and customs ● Theme 1 revision booklet and topic booklets from year 10
<p>Theme 2</p> <p>Home town, neighbourhood and region</p> <p>Social issues</p> <p>Global issues</p> <p>Travel and tourism</p>	<ul style="list-style-type: none"> ● Seneca learning - AQA vocabulary Theme 2 ● BBC Bitesize <ul style="list-style-type: none"> ○ Vocabulary - Homes and town ○ Vocabulary - weather ○ Vocabulary - clothes and shopping ○ Vocabulary - the body ○ Vocabulary - the environment ○ Vocabulary - social issues ○ Vocabulary - holidays ○ Vocabulary - transport ● Theme 2 revision booklets

Theme 3 School life My studies Future study and employment	<ul style="list-style-type: none"> • Seneca learning - AQA vocabulary Theme 3 • BBC Bitesize <ul style="list-style-type: none"> ○ <u>Vocabulary - school subjects</u> ○ <u>Vocabulary - school life</u> ○ <u>Vocabulary - college</u> ○ <u>Vocabulary - work</u> ○ <u>Vocabulary - future plans</u> • Resources and booklets from this year given in class
--	---

What are the key questions?

Listening: Comprehension of written and spoken texts on a range of topics from each theme.

Reading: Comprehension of written and spoken texts on a range of topics from each theme. There will be a variety of text types (literary, factual, informal e.g. emails)

Writing

Foundation - Photo card - 4 sentences, remember 'il y a' (there is) + noun

40 words - variety of vocabulary, give opinions on each bullet point

90 words - a choice of 3 questions - choose 1. You must include 4 bullet points, 3 time frames/tenses, 2 opinions and at least 1 WOW phrase

Translation - convey the key messages in each sentence

Higher tier- 90 words - a choice of 3 questions - choose 1. You must include 4 bullet points, 3 time frames/tenses, 2 opinions and at least 1 WOW phrase

150 words - narrate events and express and explain opinions. Use complex structures and a wide range of vocabulary.

Translation - convey the key messages in each sentence within the short paragraph.

What are the types of questions that can be asked?

Listening: Comprehension questions in English (Section A) and in French (Section B)
Questions include multiple choice, true, false or not mentioned, positive/ negative or both, short answer responses

Speaking: Qu'est-ce qu'il y a sur la photo? What is in the photo?

Parle-moi de... Tell me about...

Qu'est-ce que tu fais normalement? What do you usually do? (present tense)

Qu'est-ce que tu as fait...? What did you do? (past tense)













Qu'est-ce que tu vas faire...? What are you going to do? (future tense)

Refer to your speaking booklet for all of the general conversation questions.

Reading: Comprehension questions in English (Section A) and in French (Section B)
Questions include multiple choice, true, false or not mentioned, positive/ negative or both, tense recognition, short answer responses. Translation task from French into English

Writing: Useful vocabulary - Décrivez (describe) une visite récente a recent visit (past tense)
vos projets your plans (future tense)
prochain (next) dernier (last)

Subject	Geography
Paper being tested	Paper 1
Length	1 hour 30 minutes
Structure of paper	Paper 1 - Natural Hazards, Living World and Coastal Landscapes and River Landscapes

Topics being tested		Link or page number reference to:	
		<ul style="list-style-type: none"> • Revision material • Website • Knowledge organiser 	
Checklist for paper 1		Case Study booklet for Paper 1 (Ignore the section on Rivers as we have not studied this yet)	
AQA specification		https://filestore.aqa.org.uk/resources/geography/specifications/AQA-8035-SP-2016.PDF	
Q1 Natural Hazards quiz Make flashcards using the OUP Blue Revision guide page 16 - 37. Question on one side. Answer on the other. Use these to test yourself or get others to test you		   	
Q2 Living World quiz Make flashcards using the OUP Blue Revision guide page 38 - 51 Question on one side. Answer on the other. Use these to test yourself or get others to test you		 	
Q3 Coastal Landscapes quiz Make flashcards using the OUP Blue Revision guide are page 57 - 69			
Kahoot videos 	River Landscapes quiz Make flashcards using the OUP Blue Revision guide page 70 - 78 	Revision videos for all Papers 	

What are the key questions?

Paper 1 - Question 1 - Natural Hazards - Tectonic and Weather Hazards - variety of different tariff questions. Answer all of them. There will be a 9 mark question with 3 marks added on for SPaG Total marks on this question is 33 marks.

Question 2 - Living world - Ecosystems, rainforests and hot deserts. There will be a 9 mark question with a focus on Hot deserts or rainforests and how they are managed. Total marks on this question is 25 marks.

Question 3 Coastal Landscapes - landforms, process and management. Answer all questions. There could be a section on map skills. Highest tariff question is a 6 marker. Total marks on the question is 15 marks

Question 4 River Landscapes - landforms, process and management. Answer all questions. There could be a section on map skills. Highest tariff question is a 6 marker. Total marks on the question is 15 marks

The total marks for this paper is 88 marks

What are the types of questions that can be asked?

DESCRIBE THE CHANGES – use of graphs

Use the acronym TEA to answer this type of question.

T - overall trend (is it increasing, decreasing, fluctuating), E- give evidence from the graph, A - anomaly, is there anything in the graph that doesn't fit the pattern?

EXPLAIN OR SUGGEST REASONS FOR- SET OUT REASONS OR PURPOSES

Use of 'this means that', 'consequently', 'as a result', 'however'

EVALUATE/DISCUSS – weigh up positives and negatives and then conclude

Use of the figure when required. 'In the Figure I can see...'











Use of this means that, consequently, as a result, however, on the other hand.

TO WHAT EXTENT/ASSESS THE EXTENT – Examine evidence and form an opinion

Always start this type of question with, 'I agree to a partial extent' and stick to that argument throughout your answer. Always link every point you make back to the language of the question. Use the language of the question throughout your answer.

How can you revise?	What do you use?
Create flashcards with a question on one side and a simple answer on the other side	Use the OUP blue revision books and your Case Study booklets. Pick your weakest topics (based on the results of the mock exam) first and keep the questions and answers simple. Get your friends and parents to test you on them.
Work through Seneca Learning and complete topic quizzes on her	Try and get over 90% on every quiz you complete. Re-do them every week to embed the knowledge. Use the QR codes above to complete the topic quizzes
Write answers to exam questions and mark them using the mark schemes	Use the exams papers on the AQA geography website (in assessment resources) and in final ascent and the mark schemes.
Watch the revision videos and play the kahoot quizzes	Use the QR codes to watch the videos and make bullet pointed notes while watching. Kahoot quizzes can be completed and repeated with other geography students.

Subject	Geography
Paper being tested	Paper 2
Length	1 hour 30 minutes
Structure of paper	Paper 2 Urban Issues and Challenges, Changing Economic World and Resource Management with the option of Food

Topics being tested	Link or page number reference to: <ul style="list-style-type: none"> • Revision material • Website • Knowledge organiser
Checklist for all topics	
Case study booklet for Paper 2	
AQA specification	https://filestore.aqa.org.uk/resources/geography/specifications/AQA-8035-SP-2016.PDF
Urban Issues and Challenges Make flashcards using the OUP Blue Revision guide page 86 - 108 Question on one side. Answer on the other. Use these to test yourself or get others to test you.	 
Changing Economic World Make flashcards using the OUP Blue Revision guide page 109- 139 Question on one side. Answer on the other. Use these to test yourself or get others to test you.	 
The Challenge of Resource Management With optional topic of FOOD Make flashcards using pages of the OUP Blue Revision guide pages 140 - 150 Question on one side. Answer on the other. Use these to test yourself or get others to test you.	 
Kahoot videos 	Revision videos for all Papers 

What are the key questions?

Question 1 Urban Issues and Challenges - a variety of questions based around urbanisation, Bristol and Rio. There will be a 9 mark question with 3 marks added on for SPaG. Total marks for this question is 33 marks.

Question 2 Changing Economic World - a variety of questions based around development, development indicators, rapid development in Nigeria and the changes that have taken place around the economy of the UK. There will be a 9 mark question in here. Total marks for this question is 30 marks

Question 3 - Challenge of Resource Management -overview of Resources. There will be a 6 mark question at the end.

Choice of Q4, 5 and 6 - you choose question 4- Challenge of Resource Management - Food option. There will be a 6 mark question in here. Total marks for question 3 and 4 is 25 marks

The total marks for this paper is 88

What are the types of questions that can be asked?

DESCRIBE THE CHANGES – use of graphs

Use the acronym TEA to answer this type of question.

T - overall trend (is it increasing, decreasing, fluctuating), E- give evidence from the graph, A - anomaly, is there anything in the graph that doesn't fit the pattern?

EXPLAIN OR SUGGEST REASONS FOR- SET OUT REASONS OR PURPOSES

Use of 'this means that', 'consequently', 'as a result', 'however'

EVALUATE/DISCUSS/ – weigh up positives and negatives and then conclude

Use of the figure when required. In the Figure I can see...'




Use of this means that, consequently, as a result, however, on the other hand.

TO WHAT EXTENT/ASSESS THE EXTENT – Examine evidence and form an opinion

Always start this type of question with, I agree to a partial extent and stick to that argument throughout your answer. Always link every point you make back to the language of the question

How can you revise?	What do you use?
Create flashcards with a question on one side and a simple answer on the other side	Use the OUP blue revision books and your Case Study booklets. Pick your weakest topics (based on the results of the mock exam) first and keep the questions and answers simple. Get your friends and parents to test you on them.
Work through Seneca Learning and complete topic quizzes on her	Try and get over 90% on every quiz you complete. Re-do them every week to embed the knowledge. Use the QR codes above to complete the topic quizzes
Write answers to exam questions and mark them using the mark schemes	Use the exams papers on the AQA geography website (in assessment resources) and in final ascent and the mark schemes.
Watch the revision videos and play the kahoot quizzes	Use the QR codes to watch the videos and make bullet pointed notes while watching. Kahoot quizzes can be completed and repeated with other geography students.

Subject	Geography
Paper being tested	Paper 3
Length	1 hour 30 minutes
Structure of paper	Paper 3 - Issue Evaluation - released in March 2024 Unfamiliar fieldwork and Familiar fieldwork

Topics being tested	Link or page number reference to: <ul style="list-style-type: none"> • Revision material • Website • Knowledge organiser 	
AQA specification	https://filestore.aqa.org.uk/resources/geography/specifications/AQA-8035-SP-2016.PDF	
Issue Evaluation	Yet to be released Folder here with information you can use to revise	
Fieldwork - familiar and unfamiliar	Pages of the OUP Blue Revision guide are page 174-183	
Familiar fieldwork crib sheet 	Unfamiliar fieldwork practice 	Unfamiliar fieldwork knowledge organiser 

What are the key questions?
Issue Evaluation - different tariff marks ranging from 1 - 9 marks with evaluation and analysis of the pre-release. The final 9 marker will be a decision making question based on the issue involved. We will prepare this in our lessons after Easter. Fieldwork - unfamiliar and familiar fieldwork questions. There is a 9 marker related to our fieldwork in Dawlish in this paper with 3 marks for SPaG. The total marks on this question is 39 marks.

What are the types of questions that can be asked?
Explain reasons why a particular data collection/presentation method was used Describe patterns in data To what extent does the data prove the hypothesis Justify (explain why it was chosen) a data collection method or question asked Assess the effectiveness of your data collection/presentation method For one of your fieldwork enquiries, to what extent did the data collected help you to obtain accurate results and reach a valid conclusion(s)

How can you revise?	What do you use?
Create flashcards with a question on one side and a simple answer on the other side	Use your fieldwork crib sheets to create simple flashcard explaining each aspect of the fieldwork using the questions on the left of the sheet as a guide
Use the practise questions and the knowledge organiser for the unfamiliar fieldwork	Work through these and create simple bullet pointed notes on the unfamiliar fieldwork knowledge organiser. Re-visit these notes little and often
Write answers to exam questions and mark them using the mark schemes	Use the exams papers on the AQA geography website (assessment resources) and the mark schemes for familiar and unfamiliar fieldwork. Get used to the sorts of questions you are asked by regular practice.

Subject	Health and Social Care
Paper	BHS03
Length	2 hours
Structure of paper	A mixture of multiple choice, short answer and long answer questions.

How can you revise?	What do you use?
Flip, Self-Quiz, Repeat	Use flashcards and learn them using Flip, Self-Quiz, Repeat. Repeat the questions you got wrong more often.
Online	https://www.bbc.co.uk/bitesize/guides/zxj87hv/revision/1
Exam Question Practice / homework	Use homework questions to consolidate knowledge

Topics being tested	Link or page number reference to:
	<ul style="list-style-type: none"> • Revision material • Website • Knowledge organiser
Factors affecting health and wellbeing Person-centred approach to improving health and wellbeing <ul style="list-style-type: none"> • Person-centred approach • Recommendations and actions to improve health and wellbeing Interpreting health indicators <ul style="list-style-type: none"> • Physiological indicators • Lifestyle indicators Barriers and obstacles to following recommendations	Component 3 Overview Revision guide Exam hints

What are the key questions?	
Paper 1 What are the PIES? How do the PIES affect human development? How do factors affect the health and wellbeing of individuals? What are the common health conditions? How do we measure health? What data can we use? What is the significance of abnormal readings?	How does a person-centred approach take into account an individual's needs, wishes and circumstances? What is the importance of a person-centred approach? How can we improve health? What suggestions can we make? What support is available to people? What are the potential barriers of certain individuals? What obstacles may people come across that limit their circumstances?




What are the types of questions that can be asked?
Multiple choice questions e.g. Identify two economic factors that can affect health and wellbeing. A Community participation B Savings C Employment situation D Religion E Home environment Describe and explain questions e.g. State two negative effects that mental ill health can have on health and wellbeing (2) Explain two positive effects that having supportive relationships with friends could have on health and wellbeing. (4) Table format questioning e.g. Complete Table 1 by: (i) stating three actions the doctor could suggest that will improve an individual's health and wellbeing (ii) giving three ways these actions could improve this individual's health and wellbeing. Long answer questions e.g. Discuss how * case study individual's circumstances may affect her emotional development in middle adulthood.

Subject	History
Paper being tested	The People's Health and The Elizabethans Big Pit The Vikings and Nazi Germany
Length of paper	The People's Health and The Elizabethans – 1 hr 45 minutes Big Pit – 1 hour The Vikings and Nazi Germany - 1 hour 45 minutes
Structure of paper	See past paper questions and question guidance documents



How can you revise?	What do you use?
Create flashcards of the 100 questions for all units	100 questions - paper copies or QR code below
Test yourself regularly on the 100 questions	100 questions - paper copies of QR code below
If you are getting some of the 100 questions wrong, reread this section of the knowledge organiser, then test again	100 questions - paper copies of QR code below Knowledge organisers - paper copies of QR code below
Practice exam questions - plan and write answers	Past paper questions and guidance - paper copies or QR code below



The People's Health online resources		
Knowledge organiser https://docs.google.com/presentation/d/16Uvj-WQBZEzeBqiANXEUGv5IGWV9c-la/edit#slide=id.p18 	100 questions https://docs.google.com/presentation/d/1G62SzmnglChxMzUy5NF3N-mccYw0X-a/edit?usp=drive_web&oid=117677663341875963458&rtpof=true 	Past paper questions and question guidance https://docs.google.com/presentation/d/1r_F7k8ggB9tQ7YcM-3W0-POFVfvT3DI/edit?usp=drive_web&oid=117677663341875963458&rtpof=true 

The People's health key topics		
Medieval England		
<ul style="list-style-type: none"> Key features of Mediaeval society Life in Medieval countryside Life in Medieval towns 	<ul style="list-style-type: none"> Responses to the Black Death Public health in Medieval towns and monasteries 	
Early Modern England		
<ul style="list-style-type: none"> Key Features of Early Modern Society Changing living conditions in the Early Modern period Responses to the Plague 	<ul style="list-style-type: none"> Measures to improve the urban environment National government and the Gin Craze 	
Industrial Britain		
<ul style="list-style-type: none"> Key Features of Industrial Society Changing living conditions in the Industrial period 	<ul style="list-style-type: none"> Cholera Public Health reforms in the 19th Century 	
Since 1900		
<ul style="list-style-type: none"> 20th Century changes Changing living conditions in the 20th Century Response to Spanish Flu 	<ul style="list-style-type: none"> Response to AIDS Government involvement in Public Health 	

The Elizabethans online resources		
Knowledge organiser https://docs.google.com/presentation/d/14qobaXGBTjf1IR9PJV8pykOX7gic-wZQ/edit#slide=id.p1	100 questions https://docs.google.com/presentation/d/14s2GszmttBPonpAPPRmwrhPOmsTT5S_/edit#slide=id.p1	Past paper questions and question guidance https://docs.google.com/presentation/d/1qRPfHOM_kxIK6NTSXuxRvWizC6_QVIRx/edit#slide=id.p1
		

The Elizabethans: Key topics	
What powerful was Queen Elizabeth?	
<ul style="list-style-type: none"> The problems she inherited from her family Religion in Elizabethan England The Royal Court The Privy Council 	<ul style="list-style-type: none"> The Essex Rebellion Parliament Propaganda Local government
How serious was the Catholic threat to Elizabeth?	
<ul style="list-style-type: none"> The Religious settlement Early toleration Persecution Jesuits 	<ul style="list-style-type: none"> Mary Queen of Scots The Throckmorton and Babington plots Anglo-Spanish war and the Spanish Armada
What mattered to ordinary people in Elizabethan England?	
<ul style="list-style-type: none"> Gentry; middling class; labouring poor Family Gender 	<ul style="list-style-type: none"> Reasons for poverty Vagrancy 1601 poor law
Did 'Merry England' really exist?	
<ul style="list-style-type: none"> Theatres Popular past times, sport and festivities 	<ul style="list-style-type: none"> Puritan opposition to past times Witchcraft
Why are the achievements of the Elizabethan adventurers so controversial?	
<ul style="list-style-type: none"> Walter Raleigh, Ralph Fitch and Francis Drake The failed Roanoke colony 	<ul style="list-style-type: none"> Trade with the East

Big Pit online resources	
Big Pit story booklet https://docs.google.com/document/d/1GsgAmD-XTGxnbh9Dys32t91sdr3e6MAS/edit	100 questions https://docs.google.com/presentation/d/1UUFqOvTu0P2LdBWwvEFIzvkLCoHxwtX-/edit#slide=id.p1
	




<p>Past paper questions and question guidance https://docs.google.com/presentation/d/1FaGJfzbK3pKQxEaCfcnsKfkmDv3dd0i/edit#slide=id.g1e8674e96e1_0_5</p> 	<p>Big Pit KO https://docs.google.com/presentation/d/14KWKOTZys8QNKbbU6gYCXDNvaQSAfc2W/edit#slide=id.p1</p> 
--	--

<p>Big Pit: Key topics</p> <p>a) The reasons for the location of the site within its surroundings b) When and why people first created the site c) The ways in which the site has changed over time d) How the site has been used throughout its history e) The diversity of activities and people associated with the site f) The reasons for changes to the site and to the way it was used g) Significant times in the site's past: peak activity, major developments, turning points h) The significance of specific features in the physical remains at the site i) The importance of the whole site either locally or nationally, as appropriate j) The typicality of the site based on a comparison with other similar sites k) What the site reveals about everyday life, attitudes and values in particular periods of history l) How the physical remains may prompt questions about the past and how historians frame these as valid historical enquiries m) How the physical remains can inform artistic reconstructions and other interpretations of the site n) The challenges and benefits of studying the historic environment</p>
--

Viking Expansion online resources		
<p>Knowledge organiser https://docs.google.com/presentation/d/16ktOcbIbVhnasGoAZb4ndeIEhMXe0w7I/edit#slide=id.p1</p> 	<p>100 questions https://docs.google.com/presentation/d/1hltGLtFjibjUS-Sqcgt1k2E1otNoElyE/edit#slide=id.p1</p> 	<p>Past paper questions and question guidance https://docs.google.com/presentation/d/1JYq6ZJa5EMf1zu0PGSzlD3CxO5Lxm78c/edit#slide=id.p24</p> 

Viking Expansion: Key topics	
What mattered to people in the Homelands?	
<ul style="list-style-type: none"> Homelands geography Social structure Gender Slavery 	<ul style="list-style-type: none"> Homes and diet Ships Trade Religion
What were the consequences of journeys to the east?	
<ul style="list-style-type: none"> Volga Vikings map Volga Vikings timeline Trade and settlement in Russia 	<ul style="list-style-type: none"> Trade with Arab world/Abbasid empire Relations with Byzantine Empire
How typical was England's encounter with the Vikings?	
<ul style="list-style-type: none"> England and Vikings timeline Viking raids on England Causes of raids 	<ul style="list-style-type: none"> Vikings in the west timeline Scotland Ireland


<ul style="list-style-type: none"> • Warfare • Great heathen army and Danelaw • Viking settlement in England • Jorvik 	<ul style="list-style-type: none"> • France • Iceland • Greenland • North America
Which king left the greatest legacy?	
<ul style="list-style-type: none"> • Timeline of kings • Harald Bluetooth 	<ul style="list-style-type: none"> • Svein Forkbeard • Cnut the Great

Living in Nazi Germany online resources		
Knowledge organiser https://docs.google.com/presentation/d/18sqnAQN1X_KQz9qj0O7UGLbqGIt0HAes/edit#slide=id.p25	100 questions https://docs.google.com/presentation/d/1uU1tzkg0NfL496AnbXZRNsVs2IPdhDn/edit#slide=id.p1	Past paper questions and question guidance https://docs.google.com/presentation/d/10jpith6nv8vcllZMSYs7gs-3qEEFd7E/edit#slide=id.p1
		

Living under Nazi Rule: Key topics	
How did Hitler establish a dictatorship in Germany?	
<ul style="list-style-type: none"> • The ideology of the Nazi party • Reichstag Fire and Reichstag Fire decree • The Enabling Act 	<ul style="list-style-type: none"> • Gleichschaltung • The Night of the Long Knives • The death of Hindenburg
What did Nazi rule mean for the German people (1933-1939)?	
<ul style="list-style-type: none"> • Impact on workers • Impact on women 	<ul style="list-style-type: none"> • Impact on children • Persecution of Jews
Why wasn't there more opposition?	
<ul style="list-style-type: none"> • The Police State - SS • The Police State- SD and Gestapo • The Police State - People's Court • The Police State - Concentration camps 	<ul style="list-style-type: none"> • Goebbels and propaganda • Opposition from the Left (Communists and SD) • Opposition from the Church (Cardinal Galen and Martin Niemoller) • Opposition from Youth Groups (Young Communists, swing kids, Edelweiss pirates)
How did WWII change life in Germany (1939-1945)?	
<ul style="list-style-type: none"> • The War Economy • Impact on civilians (rationing, bombing, role of women) 	<ul style="list-style-type: none"> • Move to total war (air raids, Volkssturm, role of women) • Opposition during the war (Hampels, July Bomb plot, the White Rose, passive resistance)
What did Nazi rule mean in occupied Europe?	
<ul style="list-style-type: none"> • The Holocaust • Nazi rule in Eastern Europe e.g. Poland 	<ul style="list-style-type: none"> • Nazi rule in Western Europe e.g. The Netherlands • Responses to Nazi rule (collaboration and resistance)

Subject	Hospitality and Catering
Paper	Unit 1
Length	1 hour 20 minutes
Structure of paper	The paper is a combination of short answer and extended answer written questions.





How can you revise?	What do you use?
Make flashcards	Use the revision booklets for each topic (link below)
Practice examination questions	Use the Homework and P6 resources. Ask for additional copies.

Topics being tested	Link or page number reference to: <ul style="list-style-type: none"> Revision material Website Knowledge organiser
	Hyperlink below, or use the QR code 
1.1 Hospitality and catering provision	Revision booklet
1.2 How hospitality and catering providers operate	Revision booklet
1.3 Health and safety in hospitality and catering	Revision booklet
1.4 Food safety in hospitality and catering	Revision booklet





What are the key questions?
<ol style="list-style-type: none"> 1. Group the four hospitality and catering providers into commercial and non-commercial provision. 2. Understand the job role, qualification requirements and benefits of working as an Executive Chef. 3. Describe how the media can have a positive and negative impact on hospitality and catering. 4. Be able to identify common pieces of equipment used in a catering kitchen and describe what they are used for. 5. Based on a given scenario, suggest how a catering establishment could meet the needs of their customer. 6. Using HACCP procedures, analyse how a catering establishment should put these procedures into action 7. Understand how to cater for customers with special dietary requirements 8. Understand the role and responsibilities of an Environmental Health Officer. 9. Be able to suggest ways hospitality and catering businesses can adapt to changes in the market in order to meet customer needs

Subject	Religious Studies Exam board - AQA Qualification title - GCSE Religious Studies
Paper being tested	Paper 1 : Christianity beliefs and practices; Islam belief and practices Paper 2: Themes (Theme A relationships and families; Theme B religion and life; Theme D peace and conflict; Theme E crime and punishment)
Length of paper	Paper 1: 1 hour 45 minutes Paper 2: 1 hour 45 minutes
Structure of paper	<p>Paper 1:</p> <p>Christian beliefs (5 questions, 25 mins)</p> <p>Christian practices (5 questions, 25 mins)</p> <p>Islam beliefs (5 questions, 25 mins)</p> <p>Islam practices (5 questions, 25 mins)</p> <p>Paper 2:</p> <p>Theme A relationships and families (5 questions, 25 mins)</p> <p>Theme B Religion and life (5 questions, 25 minutes)</p> <p>Theme D peace and conflict (5 questions, 25 mins)</p> <p>Theme E crime and punishment (5 questions, 25 mins)</p> <p>Each topic: 1 mark, 2 mark, 4 mark, 5 mark, 12 mark question</p>





How can you revise?	What do you use?
Make flashcards for keywords and teachings. Test yourself regularly on these,	Islam and Christianity keywords; Themes keywords and Themes scripture resources
Practice examination questions	There are practice exam questions in the Islam and Christianity Revision guides and in the AQA revision guide

Christianity beliefs and teachings - Online resources	
Revision guide - Christian beliefs https://docs.google.com/document/d/1FWGeg1z54mUon4chutsofWU32pxl-bwV/edit 	BBC bitesize - Christianity https://www.bbc.co.uk/bitesize/topics/zbndy9q 
Oak lessons - Christian beliefs https://classroom.thenational.academy/units/christian-beliefs-and-teachings-700f 	Keywords https://docs.google.com/document/d/1pFKVXuodKdtN_ZGMiy5njKTLRnUw5EFVvEvzyyixDG8/edit 



Christianity beliefs and teachings: Key topics	
The nature of God: God as omnipotent, loving and just, and the problem of evil and suffering.	Revision guide 12-13
The nature of God: The oneness of God and the Trinity: Father, Son and Holy Spirit.	Revision guide 14
Different Christian beliefs about creation including the role of Word and Spirit (John 1:1-3 and Genesis 1:1-3).	Revision guide 15
The incarnation and Jesus as the Son of God	Revision page: 16
The crucifixion, resurrection and ascension	Revision pages: 17-18
Different Christian beliefs about the afterlife and their importance, including: resurrection and life after death; judgement, heaven and hell.	Revision pages: 19-20
Sin, including original sin	Revision page: 22
The means of salvation, including law, grace and Spirit	Revision page: 22
The role of Christ in salvation including the idea of atonement.	Revision page: 23



Christianity practices - Online resources	
Revision guide - Christian practices https://docs.google.com/document/d/1-0QoOt4vv8VrT821cgMPoG-RI547ztHD/edit 	BBC bitesize - Christianity https://www.bbc.co.uk/bitesize/topics/zbndy9q 
Oak lessons - Christian practices https://classroom.thenational.academy/units/christian-practices-173f 	Keywords https://docs.google.com/document/d/1pFKVXuodKdtN_ZGMiy5njKTLRnUw5EFVvEvzyyxDG8/edit 






Christianity practices: Key topics	
Worship.	Revision guide 28
Prayer	Revision guide 29
Baptism	Revision guide 30
Holy Communion	Revision page: 31 -32
Pilgrimage	Revision pages: 33
Festivals	Revision pages: 34
The role of the church in the local community	Revision page: 35-36
Mission and evangelism	Revision page: 38
Church growth	Revision page: 39
Worldwide church	Revision page: 40
Persecution	Revision page: 41
Poverty	Revision page: 42

Islam beliefs - Online resources	
<p>Revision guide - Islam beliefs https://docs.google.com/document/d/1-kuBxI8unCQPW8fFMgvJY-cDxBpQYqz5/edit</p> 	<p>BBC bitesize - Islam https://www.bbc.co.uk/bitesize/topics/z4v7gwx</p> 
<p>Oak lessons - Islam beliefs https://classroom.thenational.academy/units/islamic-beliefs-and-teachings-aea9</p> 	<p>Keywords https://docs.google.com/document/d/1pFKVXuodKdtN_ZGMiy5njKTLRnUw5EFVvEvzyyixDG8/edit</p> 





Islam beliefs: Key topics	
Tawhid	Revision guide 46
Sunni and Shi'a	Revision guide 47
Nature of God	Revision guide 48
Angels	Revision page: 49
Predestination	Revision pages: 50
Life after death	Revision pages: 51
Prophethood	Revision page: 52
Adam and Ibrahim	Revision page: 52-53
Muhammad	Revision page: 54
Imamate	Revision page: 54
The Qur'an	Revision page: 55
Other holy books	Revision page: 55

Islam practices - Online resources	
<p>Revision guide - Islam practices https://docs.google.com/document/d/18k8ixP7GETtzly1rLB9UvZyPLh6_1Rb/edit</p> 	<p>BBC bitesize - Islam https://www.bbc.co.uk/bitesize/topics/z4v7gwx</p> 



<p>Oak lessons - Islam practices</p> <p>https://classroom.thenational.academy/units/islamic-practices-690d</p> 	<p>Keywords</p> <p>https://docs.google.com/document/d/1pFKVXuodKdtN_ZGMiy5njKTLRnUw5EFVvEvzyyxDG8/edit</p> 
---	--


Theme A Relationships and Families Online resources	
<p>Oak lessons - Relationships</p> <p>https://classroom.thenational.academy/units/relationships-and-families-f9ff</p> 	<p>BBC bitesize - Relationships</p> <p>https://www.bbc.co.uk/bitesize/guides/zhydp8/revision/1</p> 
<p>Themes scripture -</p> <p>https://docs.google.com/document/d/148DDQqi-yB9S2zqz8DFsQ8oQo3rNRIB/edit</p> 	<p>BBC bitesize - Relationships</p> <p>https://www.bbc.co.uk/bitesize/guides/zfw47h/revision/1</p> 
<p>Themes keywords</p> <p>https://docs.google.com/document/d/1H2xoZruX8TIYGp3XGFfEUpi8nIqnI7VW/edit</p> 	

THEME A Relationships: Key topics	
Human sexuality	Pg 74
Sexual relationships outside marriage	Pg 75
Contraception	Pg 76
Marriage	Pg 77
Divorce	Pg 78
Nature of families	Pg 79
Purpose of families	Pg 80
Gender equality	Pg 81





Theme B religion and life Online resources	
Oak lessons - Religion and life https://classroom.thenational.academy/units/matters-of-life-and-death-da6c 	Themes scripture - https://docs.google.com/document/d/148DDQqi-yYB9S2zqz8DFsQ8oQo3rNRIB/edit 
Themes keywords https://docs.google.com/document/d/1H2xoZruX8TIYGp3XGfEUpi8nlqnl7VW/edit 	BBC bitesize - Religion and life https://www.bbc.co.uk/bitesize/topics/zps9cj6 

THEME B religion and life: Key topics	
Origins of the universe	Pg 86
Value of the world	Pg 87
Use and abuse of the environment	Pg 88
Use and abuse of animals	Pg 89
Origins of life	Pg 90
Abortion	Pg 91
Euthanasia	Pg 92
The afterlife	Pg 93

Theme D Peace and conflict Online resources	
Oak lessons - Peace and conflict https://classroom.thenational.academy/units/peace-and-conflict-c461 	Themes scripture - https://docs.google.com/document/d/148DDQqi-yYB9S2zqz8DFsQ8oQo3rNRIB/edit 

Themes keywords https://docs.google.com/document/d/1H2xoZruX8TIYGp3XGfFEUpi8nlqnl7VW/edit 	BBC bitesize - Peace and conflict https://www.bbc.co.uk/bitesize/guides/zrndpg8/revision/1 
--	---

Topic: THEME D Peace and conflict	
Violent protest	Pg 110-111
Terrorism	Pg 111
Reasons for war	Pg 112
Nuclear war and weapons of mass destruction	Pg 113
Holy War and Just War	Pg 114 - 115
Pacifism	Pg 116
Responses to victims of war	Pg 117

Theme E Crime and punishment Online resources	
Oak lessons - Crime and punishment https://classroom.thenational.academy/units/crime-and-punishment-b900 	Themes scripture - https://docs.google.com/document/d/148DDQqi-yB9S2zqz8DFsQ8oQo3rNRIB/edit 
Themes keywords https://docs.google.com/document/d/1H2xoZruX8TIYGp3XGfFEUpi8nlqnl7VW/edit 	BBC bitesize - Crime and punishment https://www.bbc.co.uk/bitesize/guides/z9c4srd/revision/6 

Topic: THEME E Crime and Punishment	
Good and evil	pg 122
Reason for crime	pg 123
Religious attitudes to lawbreakers	pg 124
Aims of punishment	pg 125
Religious attitudes to suffering	pg 126
Treatment of criminals	pg 127
Forgiveness	pg 128
The death penalty	pg 129

Subject	Sport
Paper	Component 3: Developing Fitness to Improve Other Participants Performance in Sport and Physical Activity
Length	1 hour 30 mins
Structure of paper	60 marks in total. Mixture of 1, 2, 4 and 6 mark questions. Range of multiple choice and short answer questions.

How can you revise?	What do you use?
Test yourself on definitions/key topics	Revision booklet containing content slides from lessons
Answer exam style questions	Premade revision cards where the information is collated into topics and printed questions from FA
Identify Knowledge Organiser definitions	Write the words associated with the definitions with Look, Cover, Write, Check from the KO

Topics being tested	Link or page number reference to: <ul style="list-style-type: none"> • Revision material • Website • Knowledge organiser • Teacher made revision booklet
Components of Fitness	https://www.bbc.co.uk/bitesize/guides/zxd4wxw/revision/2 Page 1 of KO Revision booklet Flash cards
Training Principles	https://www.bbc.co.uk/bitesize/guides/zxhxnbnk/revision/1 Page 1 of KO Revision booklet Flash cards
Exercise Intensity	https://www.bbc.co.uk/bitesize/guides/zxhxnbnk/revision/2 Revision booklet Flash cards
Fitness Testing	https://www.bbc.co.uk/bitesize/guides/zw7wmnb/revision/3 Revision booklet Flash cards
Training Methods	https://www.bbc.co.uk/bitesize/guides/zyqd2p3/revision/2 Page 1/2 of KO Revision booklet Flash cards
Effects of long-term fitness training on the body systems	https://www.bbc.co.uk/bitesize/guides/z367tyc/revision/2 Revision booklet Flash cards
Motivation	https://www.bbc.co.uk/bitesize/guides/zmfmgwx/revision/4 Page 2/3 of KO Revision booklet Flash cards

What are the key questions?

State how each component of fitness is used in sport.
Identify one test which measures each component of fitness.
Apply the FITT principles to a footballers training programme.
Define each principle of Training
How do you measure heart rate?
How do you calculate different training zones?
What is the difference between aerobic and anaerobic training?
What is the Borg Scale?
Why do we use fitness testing?
Identify the pre test procedures
What does validity and practicality mean?
Identify which training methods improve different components of fitness.
What are the long term effects of training on the body?
What is motivation and what are the different types?
What are SMARTER goals?
What are the benefits of motivation?

What are the types of questions that can be asked?

Which one of the following is the main component of fitness for long distance runners?

A - Muscular strength

B - Agility

C - Aerobic Endurance

D - Reaction Time.

Which fitness test measures flexibility?

A - Vertical Jump Test

B - Stork Stand Test

C - Illinois Agility Run Test

D - Sit and Reach Test

Rugby players need to be able to demonstrate power. Identify why a rugby player needs power (2)

Using the FITT principles, explain how a swimmer could improve their fitness performance (4)

How do you calculate maximum heart rate? (1)

What does PAR-Q stand for? (1)

Identify one component of a warm up (2)

Explain one advantage and one disadvantage of the Multi Stage Fitness Test (4)

Using Variation and Intensity, describe how Jenny can use these when planning her fitness programme (6)

Creating a revision timetable

What makes a good revision timetable?

- A range of subjects and topics and covered each night, using the Assessment Manifest
- Revision broken down into manageable chunks
 - Between 2 and 3 hours per night
 - 5 hours on weekends
- Effective revision methods
 - Self-Quizzing
 - Flashcard revision
 - Cornell notes
 - Online platforms - Sparx/Seneca/Impress
- Checking your progress, by ticking off

What does a Revision Timetable look like?

Day	Time	Subject	Topic	Resource	Revision Method	Achieved
Monday	5pm	Maths	Paper 3 - Inequalities	Sparx U509, U759	Sparx	<input type="checkbox"/>
	7pm	Computer Science	Paper 1 - Network hardware	Paper 1 Question Booklet	Flashcards and self-quizzing	<input type="checkbox"/>
	8pm	Geography	Paper 1 - Living World	Blue Revision guide page 38 - 51	Flashcards	<input type="checkbox"/>

Revision Timetable - Week beginning 22nd April 2024

Day	Time	Subject	Topic	Resource	Revision Method	Achieved
Thursday						
Friday						
Saturday						
Sunday						

Revision Timetable - Week beginning 29th April 2024

Day	Time	Subject	Topic	Resource	Revision Method	Achieved
Monday						
Tuesday						
Wednesday						
Thursday						
Friday						
Saturday						
Sunday						

Revision Timetable - Week beginning 6th May 2024

Day	Time	Subject	Topic	Resource	Revision Method	Achieved
Monday						
Tuesday						
Wednesday						
Thursday						
Friday						
Saturday						
Sunday						

Revision Timetable - Week beginning 13th May 2024

Day	Time	Subject	Topic	Resource	Revision Method	Achieved
Monday						
Tuesday						
Wednesday						
Thursday						
Friday						
Saturday						
Sunday						

Revision Timetable - Week beginning 20th May 2024

Day	Time	Subject	Topic	Resource	Revision Method	Achieved
Monday						
Tuesday						
Wednesday						
Thursday						
Friday						
Saturday						
Sunday						

Revision Timetable - Week beginning 27th May 2024

Day	Time	Subject	Topic	Resource	Revision Method	Achieved
Monday						
Tuesday						
Wednesday						
Thursday						
Friday						
Saturday						
Sunday						

Revision Timetable - Week beginning 3rd June 2024

Day	Time	Subject	Topic	Resource	Revision Method	Achieved
Monday						
Tuesday						
Wednesday						
Thursday						
Friday						
Saturday						
Sunday						

Revision Timetable - Week beginning 10th June 2024

Day	Time	Subject	Topic	Resource	Revision Method	Achieved
Monday						
Tuesday						
Wednesday						
Thursday						
Friday						
Saturday						
Sunday						

Revision Timetable - Week beginning 17th June 2024

Day	Time	Subject	Topic	Resource	Revision Method	Achieved
Monday						
Tuesday						
Wednesday						
Thursday						
Friday						
Saturday						
Sunday						

Year 11 GCSE Exam Timetable

	Monday 6th May	Tuesday 7th May	Wednesday 8th May	Thursday 9th May	Friday 10th May
9AM		Health & Social Care		Sport RE P1	Biology P1
1:30PM			IGCSE First Language	Italian L&R	
	Monday 13th May	Tuesday 14th May	Wednesday 15th May	Thursday 16th May	Friday 17th May
9AM	English Literature P1	French L&R	History- History Around Us	Maths P1	Chemistry P1
1:30PM	Turkish L&R		Computer Science P1 Greek Language	RE P2	Geography P1
	Monday 20th May	Tuesday 21st May	Wednesday 22nd May	Thursday 23rd May	Friday 24th May
9AM	English Literature P2		Physics P1	English Language P1	French Writing
1:30PM	Italian Writing Turkish Writing	Computer Science P2			
	Monday 3rd June	Tuesday 4th June	Wednesday 5th June	Thursday 6th June	Friday 7th June
9AM	Maths P2		Geography P2	English Language P2	Engineering
1:30PM	Russian L&R	History - People's Health & Elizabethan	Classical Greek Verse Literature		Biology P2
	Monday 10th June	Tuesday 11th June	Wednesday 12th June	Thursday 13th June	Friday 14th June
9AM	Maths P3	Chemistry P2		Classical Greek Literature & Culture	Geography P3
1:30PM		History - Viking & Nazi Rule	Polish L&R Portuguese L&R		Physics P2
	Monday 17th June	Tuesday 18th June	Wednesday 19th June	Thursday 20th June	Friday 21st June
9AM	Russian Writing			Hospitality & Catering	
1:30PM		Polish Writing Portuguese Writing			